

Delaware Libraries - County Profiles

LIBRARY

New Castle County (All Libraries)

COUNTY

TOTAL SIZE OF FACILITIES

292,110 Square Feet

PRIMARY SERVICE POPULATION

New Castle (County)

2014 Primary Service Population*

532,374

*(Unduplicated count using usage mapping at the census block level)

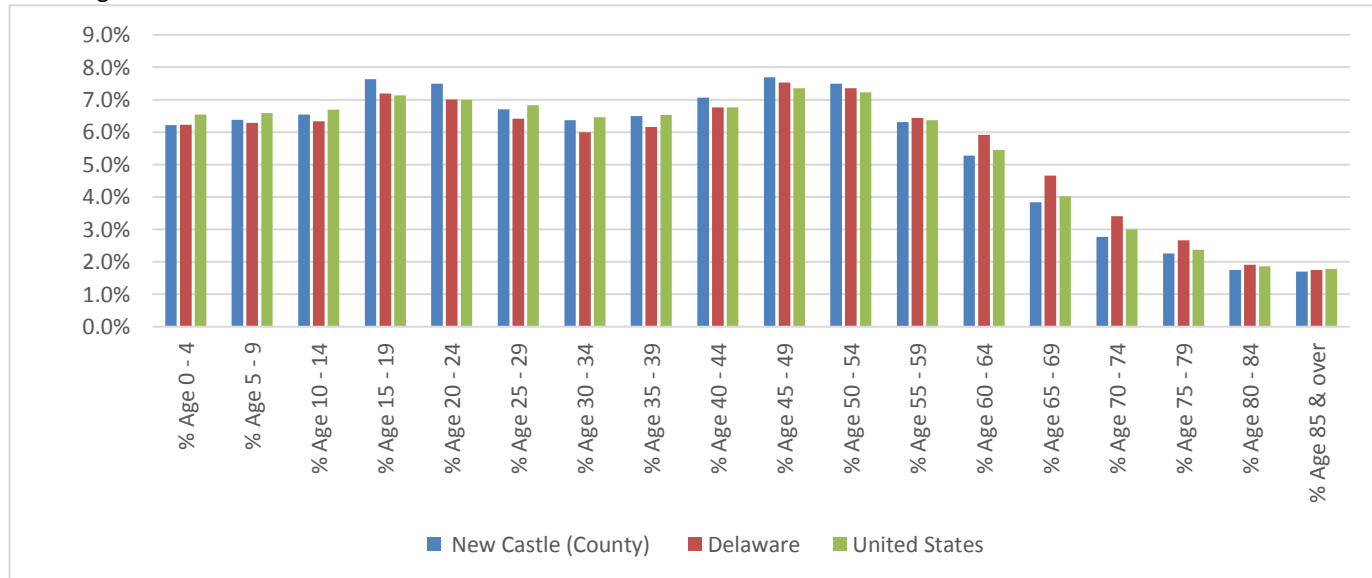
DDL Service Population**

548,839

**University of Delaware using centroid method

PRIMARY SERVICE AREA POPULATION COHORTS

Estimated Population	Cohort	New Castle (County)	Delaware	United States
33,086	% Age 0 - 4	6.2%	6.2%	6.5%
33,936	% Age 5 - 9	6.4%	6.3%	6.6%
34,815	% Age 10 - 14	6.5%	6.3%	6.7%
40,640	% Age 15 - 19	7.6%	7.2%	7.1%
39,920	% Age 20 - 24	7.5%	7.0%	7.0%
35,723	% Age 25 - 29	6.7%	6.4%	6.8%
33,903	% Age 30 - 34	6.4%	6.0%	6.5%
34,605	% Age 35 - 39	6.5%	6.2%	6.5%
37,626	% Age 40 - 44	7.1%	6.8%	6.8%
40,955	% Age 45 - 49	7.7%	7.5%	7.4%
39,872	% Age 50 - 54	7.5%	7.4%	7.2%
33,619	% Age 55 - 59	6.3%	6.4%	6.4%
28,079	% Age 60 - 64	5.3%	5.9%	5.4%
20,428	% Age 65 - 69	3.8%	4.7%	4.0%
14,729	% Age 70 - 74	2.8%	3.4%	3.0%
12,022	% Age 75 - 79	2.3%	2.7%	2.4%
9,330	% Age 80 - 84	1.8%	1.9%	1.9%
9,086	% Age 85 & over	1.7%	1.7%	1.8%



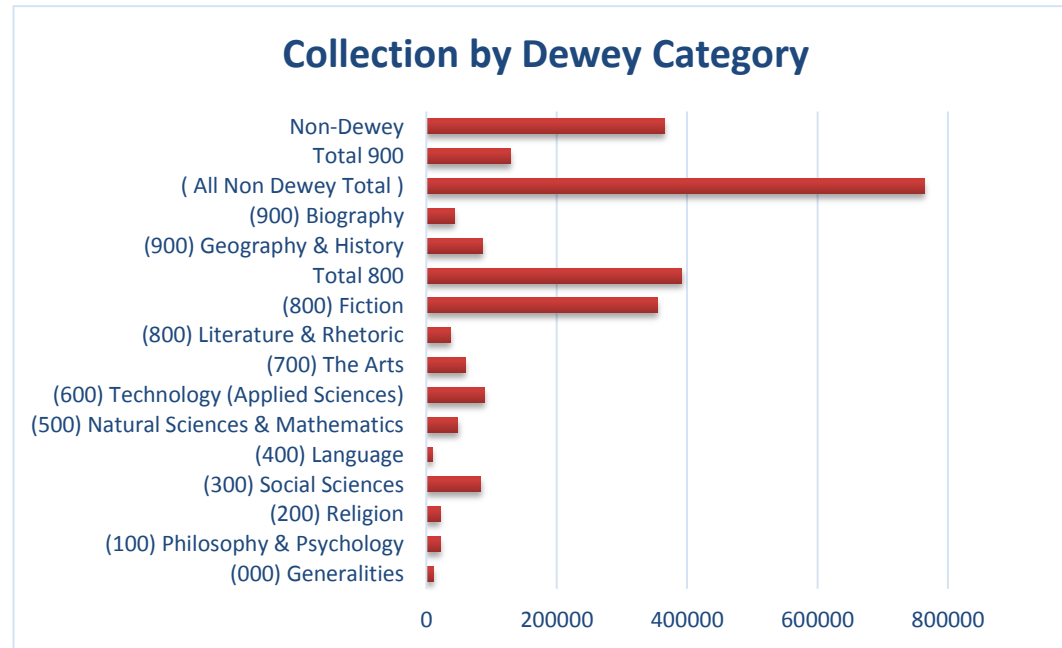
INPUT DATA

Annual Hours of Operation (2014)	35446
Annual Operational Costs (2014)	\$ 15,920,455
Staff in FTEs	206.94
Total Volumes/Items in Collection	1,190,465
Children's Volumes	348,413
Teen Volumes	47,819
Adult Volumes	653,904
Print Volumes	866,681
Non-Print/Media Volumes	183,455
Number of Public Computers	360
Number of Public Parking Spaces	0 Data Incomplete
Recommended Public Parking Spaces	1168
Public Parking Spaces Surplus/Deficit	-1168

INPUT DATA (continued)

Collection by Dewey Category

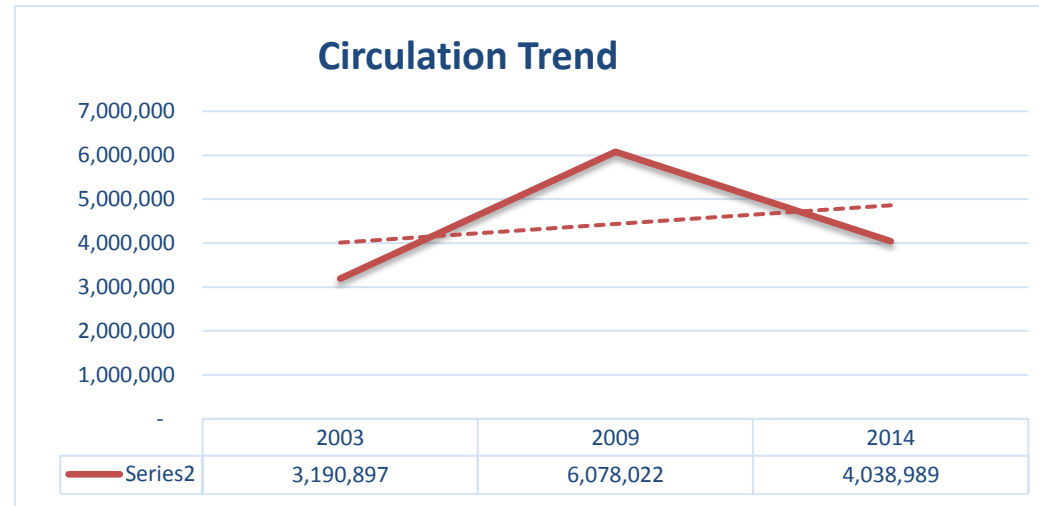
(000) Generalities	11698
(100) Philosophy & Psychology	22120
(200) Religion	21005
(300) Social Sciences	83583
(400) Language	9321
(500) Natural Sciences & Mathematics	48487
(600) Technology (Applied Sciences)	89596
(700) The Arts	59496
(800) Literature & Rhetoric	37094
(800) Fiction	354993
Total 800	392087
(900) Geography & History	86763
(900) Biography	42790
(All Non Dewey Total)	763494
Total 900	129553
Non-Dewey	365711



OUTPUT DATA

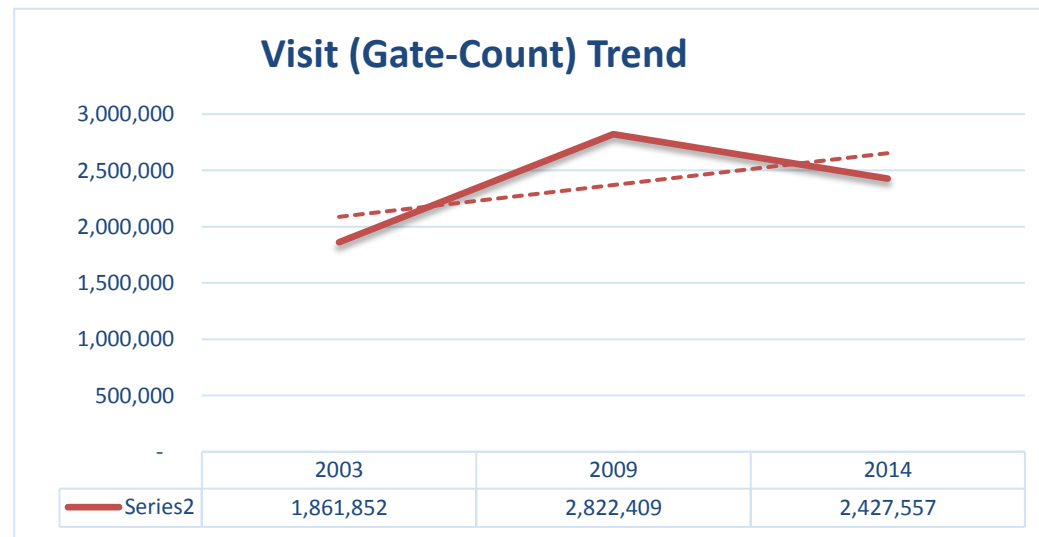
Circulation Trend

2003	3,190,897
2009	6,078,022
2014	4,038,989

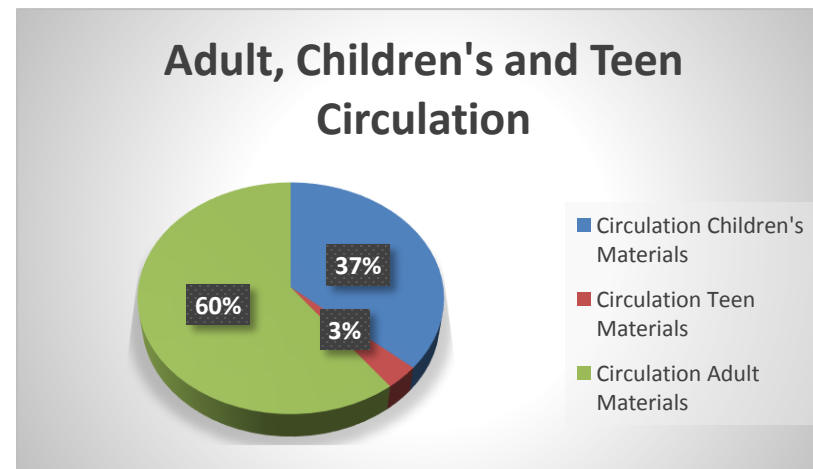
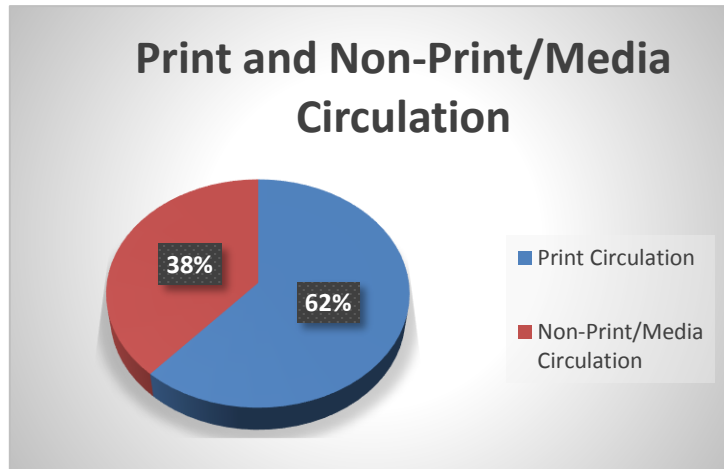


Visit (Gate-Count) Trend

2003	1,861,852
2009	2,822,409
2014	2,427,557



OUTPUT DATA (continued)	Circulation	Circulation %
Print Circulation	2,348,437	61.52%
Non-Print/Media Circulation	1,468,957	38.48%
Circulation Children's Materials	1,390,754	36.43%
Circulation Teen Materials	124,871	3.27%
Circulation Adult Materials	2,301,769	60.30%



	Number	Rank
2014 Overdrive Circulation	142,306	1 of 3
2014 Circulation	4,100,937	1 of 3
2014 Visits (Gate-Count)*	2,438,804	1 of 3
2014 Reference Transactions*	328,186	1 of 3
2014 Program Attendance*	110,489	1 of 3
2014 Public Computer Sessions*	336,182	1 of 3
2014 Total # of Public Contacts ¹	7,315,408	1 of 3

¹ Total contacts = Circulation + Gate Count + Reference Transactions + Program Attendance + Computer Sessions

* In a few instances, individual libraries have not reported all data elements of their FY 2014 statistics. In these instances, measures reported for FY 2013 have been used.

DERIVATIVE MEASURES

	2014 Number	2014 Rank	2009 Rank	2003 Rank
Turnover Rate	3.33	2 of 3		1 of 3
Per Capita Measures				
Square Feet of Building per Capita	0.55	2 of 3	2 of 3	2 of 3
Volumes per Capita	2.32	2 of 3	1 of 3	2 of 3
Circulation per Capita	7.70	1 of 3	1 of 3	2 of 3
Visits per Capita	4.58	2 of 3	1 of 3	2 of 3
Reference Transactions per Capita	0.62	1 of 3		
Program Attendance per 100 Population	20.75	3 of 3	2 of 3	2 of 3
Computers per 1,000 Population	0.68	3 of 3		
Computer Sessions per Capita	0.63	1 of 3		
Total Contacts per Capita ¹	13.74	1 of 3		
Hourly Measures				
Circulation per Hour Open	115.70	1 of 3		
Visits per Hour Open	68.80	1 of 3		
Computer Sessions per Hour Open	9.48	1 of 3		
Total Contacts per Hour Open	206.38	1 of 3		
Per Square Foot Measures				
Volumes per Square Foot	4.22	3 of 3		
Circulation per Square Foot	14.04	1 of 3		
Visits per Square Foot	8.35	2 of 3		
Total Contacts per Square Foot	25.04	1 of 3		
Staffing Measures				
Staff per 10,000 Population	3.89	2 of 3	2 of 3	2 of 3
Circulation per FTE Staff	19,817	1 of 3		
Total Contacts ¹ per FTE Staff	35,350	2 of 3		

¹ Total contacts = Circulation + Visits + Reference Transactions + Program Attendance + Computer Sessions

DERIVATIVE MEASURES (continued)

	Number	2014 Rank	2009 Rank	2003 Rank
Expenditures per Capita \$	29.90	1 of 3	1 of 3	1 of 3
Operating Cost per Square Foot (annual) \$	54.50	3 of 3		
Operating Cost per Hour Open \$	449.15	3 of 3		
Operating Cost per Circulation \$	3.88	2 of 3		
Operating Cost per Contact \$	2.18	2 of 3		

FY14 Library Performance Measures, New Castle COUNTY

% of Each Measure by Dewey

