

Delaware Libraries

Statewide Master Plan for Library Services and Construction

Library: Lewes Public Library

Address:

111 Adams Ave.
Lewes, DE 19958

Contact Information:

(302) 645-2733
(302) 645-6235

Library Exterior:



Estimated Size: 13,402 SF

Hours:


Monday	10:00 AM – 8:00 PM
Tuesday	10:00 AM – 5:00 PM
Wednesday	10:00 AM – 8:00 PM
Thursday	10:00 AM – 8:00 PM
Friday	10:00 AM – 5:00 PM
Saturday	10:00 AM – 2:00 PM
Sunday	CLOSED

Estimated Hours Open 2003:

2,352 hours



Lewes Adult
Stack Area

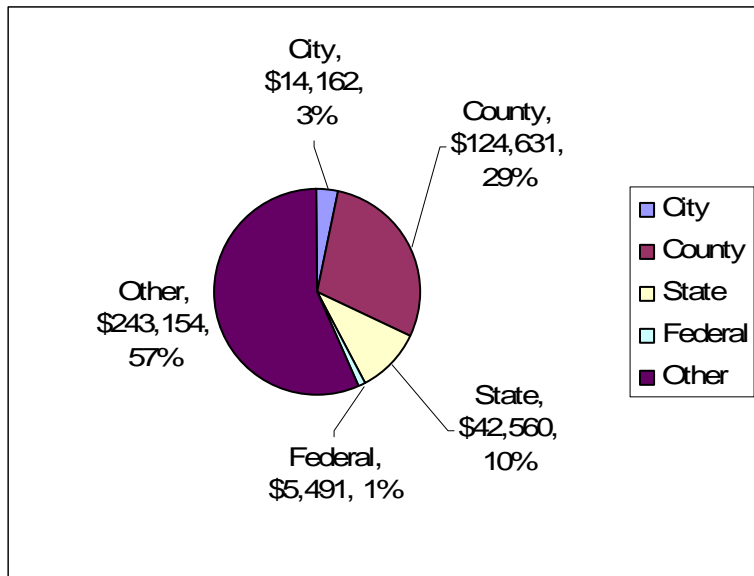


Lewes Delaware
Collection



Lewes
Children's Area

Financial Breakdown – Income:



History:

The Lewes Public Library has its roots in the late 1700s when local private collections were gathered at a central location for general circulation. It took until 1877, however, before the Lewes Library Association was formed and arrangements were made to house the 600 volume library in the Odd Fellows Hall.

A Lewes Library Commission was formed in 1934 for the maintenance of the Lewes Public Library. The following year sufficient funds had been raised locally to open a library on the second floor of the Zwaaendael Museum.

By 1961 the museum collection was expanding and needed the space occupied by the library. Arrangements were made with the City commissioners to use a wing of the newly built Town Hall. The library quickly outgrew even these quarters and Virginia Marshall, library director, set out to correct the problem. Working closely with Florence Coltman, the two founded the Friends of the Lewes Public Library, which became the motivating force behind the building of a separate library.

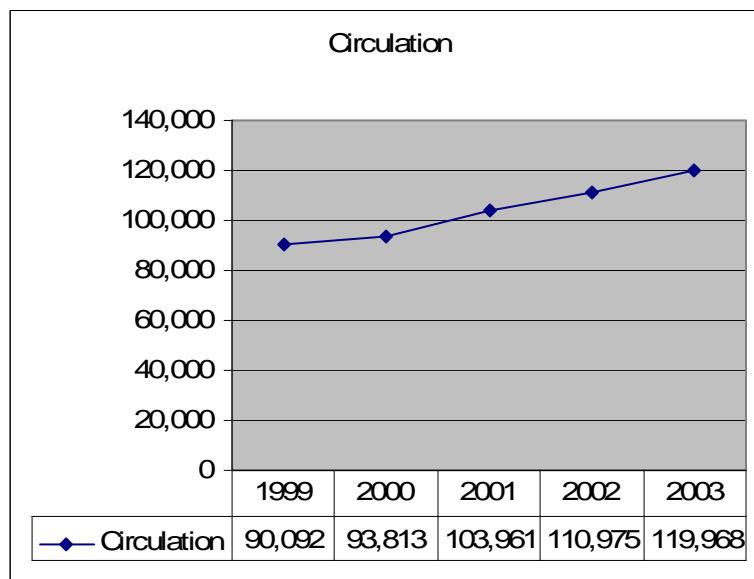
In recent years expansion has been required yet again. In 1988, the library moved into its present location at Kings Highway and Adams Avenue. On October 14, 2000, the Lewes Public Library officially opened two new wings: the Barbara Moon Children's Wing and the Florence Coltman Research Wing. The \$1 million additions and renovations nearly doubled the size of the library, which now measures close to 14,000 square feet.

The Lewes Public Library has grown as the community and cultural center of the town. Centrally located, the library is within walking distance from the elementary, middle and high schools. The library serves as school library for the Sussex Consortium, Sussex County's school for the Delaware Autism Program and the Intensive Learning Center, as well as for the Sussex Academy of Lifelong Learning at the College of Marine Studies.

General Description:

The Lewes Library is located in a very attractive brick facility originally designed as a library. The building is not highly visible and is a bit hard to find. Dedicated off-street parking is provided. The interior is very inviting and comfortable. Two meeting rooms are located on the second floor and are accessible via an elevator located in the front lobby. A separate Delaware collection is housed in a separate interior room.

Five Year Circulation History:



Five Year Circulation History

- 1999 – 90,092
- 2000 – 93,813
- 2001 – 103,961
- 2002 – 110,975
- 2003 – 119,968

Five Year Circulation Trend:

Circulation increased by thirty-three percent (33.2%) between 1999 and 2003. It has increased each year through the period.

2003 Library Visits: 92,812

2003 Registered Borrowers: 8,602

2003 Holdings (number of items in library collection)

Total Holdings	45,336
Audio Holdings	1,548
Video Holdings	1,261
Periodical Titles	114

Holdings per Capita:

2.7 items per person in service area
Sussex County mean is 2.8; Delaware mean is 2.8
State target is 3.09

2003 Circulation Breakdown:

Total Circulation	119,968
Juvenile Circulation	33,926
Adult Circulation	86,042

2003 Turnover Rates: (number of times average item circulates/year)

Turnover 2.65
Sussex County mean is 2.26; Delaware mean is 2.43

Total Operating Expenditures: \$ 241,279

Estimated Service Population:

	Residents	Residents & Non-Residents
2004/05 (Estimate)	16,492	18,046
2009/10 (Projection)	17,560	19,214
2015 (Projection)	19,208	21,017
2020 (Projection)	20,703	22,653
2025 (Projection)	21,962	24,031

Operating Cost per Person in Service Area: \$ 14.63 per capita

Cost per Circulation: \$ 2.01

Cost per Hour Open: \$ 102.58 per hour

Circulation per Capita in Service Area: 7.3 circulations per capita

Circulation per SF: 8.95 circulations per SF

Circulation per Hour Open: 51.01 circulations per hour

SF per Person in Service Area: 0.81 SF per person State target is 1.0

Library Visits per Capita: 5.6 visits per person

Registrations as a Percentage of Service Area Population: 52.16%

Total Units of Service*: Lacking some data for this measure (reference transactions)

Total Units of Service per capita: Lacking some data for this measure (reference transactions)

*Total Units of Service includes circulation, library visits, reference transactions, and number of persons attending programs.