

GEORGETOWN PUBLIC LIBRARY

Delaware Division of Libraries - 2009 Library Profiles

Address: 10 West Pine Street
Georgetown, DE 19947

Contact Information:

Voice: (302) 856-7958
Fax: (302) 856-9234

Exterior Photo:

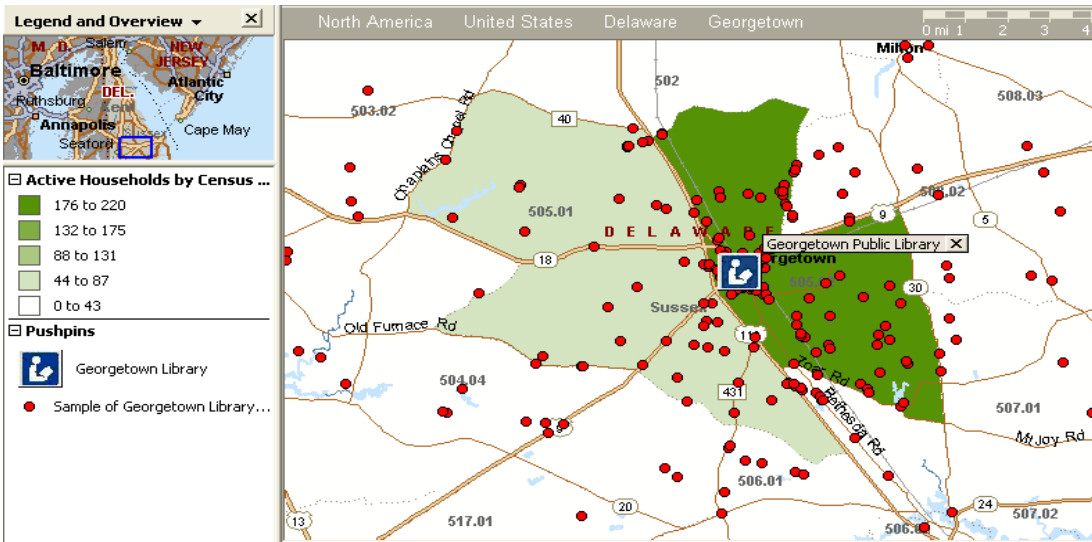


Library Type: Community Library (Large)

INPUTS

Estimated Size of Building (Gross Square Feet) :	2,000
Legal Service Population:	12,337
Estimated Service Population - 2008 (Census Tract Method):	13,178
Projected Service Population - 2013 (Census Tract Method):	13,927
Registered Borrowers:	3,869
Total 2007 Income:	\$ 549,674
Total 2007 Expenditures:	\$ 187,765
2007 Materials Expenditures:	\$ 27,728
Holdings (materials collection size):	23,041
ALA Accredited MLS Staff (FTEs):	0.00
Total Staff (FTEs):	4.06
Public Internet Terminals:	7
Number of Meeting Room Seats:	30

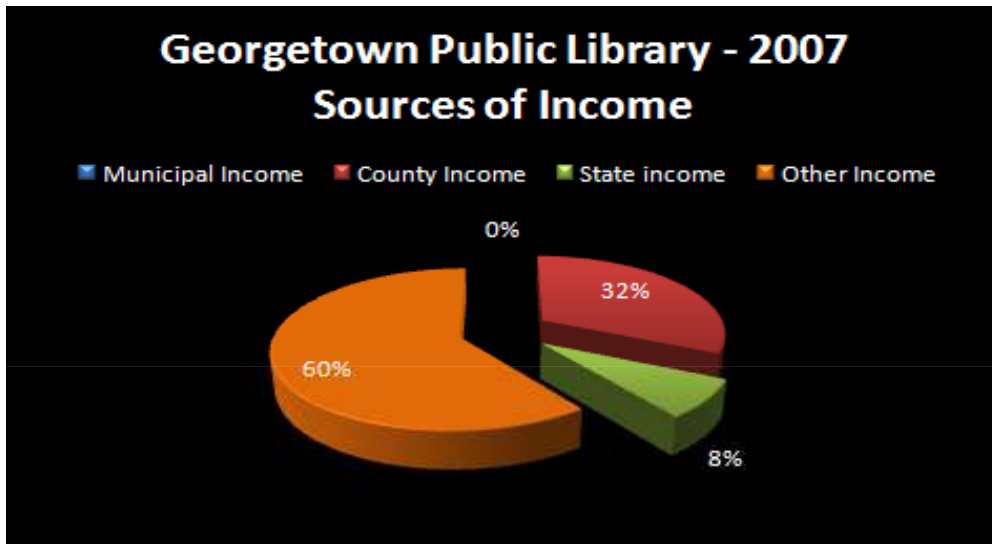
LIBRARY SERVICE AREA (CENSUS TRACT METHOD)




Hours of Operation:

Sunday: 1:00 PM - 5:00 PM
Monday: 10:00 AM - 8:00 PM
Tuesday: 10:00 AM - 8:00 PM
Wednesday: 10:00 AM - 8:00 PM
Thursday: 10:00 AM - 8:00 PM
Friday: 10:00 AM - 5:00 PM
Saturday: 9:00 AM - 1:00 PM

Estimated Annual Hours of Operation: 2,860



Interior Photo:



Interior Photo:

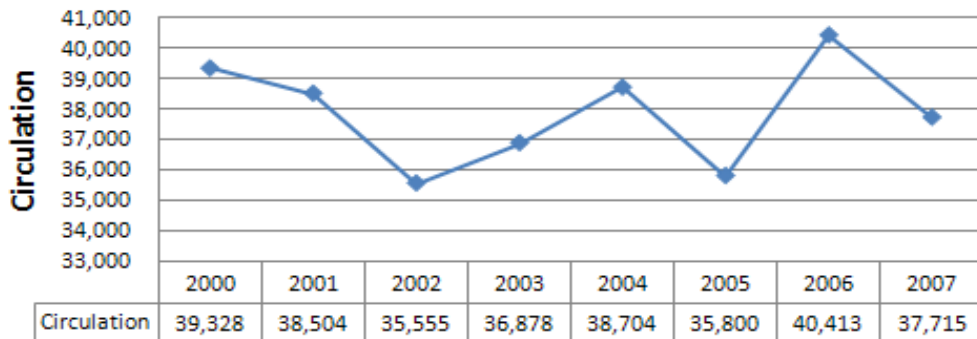


OUTPUTS:

2007 Total Circulation:	37,715
2007 Adult Circulation:	20,531
2007 Children's Circulation:	17,184

Circulation History:

Georgetown Public Library Circulation History 2000 - 2007



OUTPUTS (Continued):

Library Visits:	57,709
Number of Reference Transactions:	610
Number of Programs:	411
Program Attendance:	2,937
Number of Uses of Electronic Resources:	NA

DERIVATIVE MEASURES:

Circulation per Capita:	2.86
Library Visits per Capita:	4.38
Library Holdings per Capita:	1.75
Collection Turnover:	1.64
Materials Expenditures per Capita:	\$ 2.10
Square Feet of Library Space per Capita:	0.15
Circulation per Sq. Ft.:	18.86
Circulation per Hour Open:	13.19
Library Visits per Hour Open:	20.18
Cost per Circulation:	\$ 4.98
Cost per Hour Open:	\$ 65.65
Program Attendance per 100 Persons in Service Area:	22.29
MLS Staff per 10,000 Persons in Service Area:	0.00
Total Library Staff per 10,000 Persons in Service Area:	3.08

KEY COMPARATIVE MEASURES

Expenditures per Capita

Appoquinimink Comm. Library	\$	14.25
Claymont Public Library	\$	44.84
Elsmere Public Library	\$	28.92
Georgetown Public Library	\$	14.25
Laurel Public Library	\$	19.52
Lewes Public Library	\$	20.71
Millsboro Public Library	\$	9.74
Milton Public Library	\$	43.73
New Castle Public Library	\$	26.18
Rehoboth Beach Public Library	\$	24.15
Seaford District Library	\$	12.73
Smyrna Public Library	\$	8.16
Woodlawn Library	\$	42.66
First Quartile	\$	14.25
Second Quartile	\$	20.71
Third Quartile	\$	28.92
Fourth Quartile	\$	44.84

Materials Expenditures per Capita

Appoquinimink Comm. Library	\$	1.87	
Claymont Public Library	\$	5.71	
Elsmere Public Library	\$	4.95	
Georgetown Public Library	\$	2.10	
Laurel Public Library	\$	3.23	
Lewes Public Library	\$	3.51	
Millsboro Public Library	\$	1.32	
Milton Public Library	\$	4.21	
New Castle Public Library	\$	2.85	
Rehoboth Beach Public Library	\$	2.46	
Seaford District Library	\$	1.96	
Smyrna Public Library	\$	0.56	
Woodlawn Library	\$	0.02	See note in
First Quartile	\$	1.87	Woodlawn profile.
Second Quartile	\$	2.46	
Third Quartile	\$	3.51	
Fourth Quartile	\$	5.71	

KEY COMPARATIVE MEASURES

Holdings per Capita

Appoquinimink Comm. Library	1.97
Claymont Public Library	3.84
Elsmere Public Library	1.99
Georgetown Public Library	1.75
Laurel Public Library	2.37
Lewes Public Library	2.59
Millsboro Public Library	1.29
Milton Public Library	3.23
New Castle Public Library	1.70
Rehoboth Beach Public Library	2.83
Seaford District Library	2.20
Smyrna Public Library	0.95
Woodlawn Library	2.10
First Quartile	1.75
Second Quartile	2.10
Third Quartile	2.59
Fourth Quartile	3.84

Turnover Rate

Appoquinimink Comm. Library	3.66
Claymont Public Library	3.19
Elsmere Public Library	4.57
Georgetown Public Library	1.64
Laurel Public Library	2.21
Lewes Public Library	3.10
Millsboro Public Library	2.65
Milton Public Library	2.16
New Castle Public Library	3.20
Rehoboth Beach Public Library	1.84
Seaford District Library	1.49
Smyrna Public Library	1.61
Woodlawn Library	4.00
First Quartile	1.84
Second Quartile	2.65
Third Quartile	3.20
Fourth Quartile	4.57

KEY COMPARATIVE MEASURES

Program Attendance per 100 Population Served

Appoquinimink Comm. Library	14.66
Claymont Public Library	37.76
Elsmere Public Library	8.46
Georgetown Public Library	22.29
Laurel Public Library	21.63
Lewes Public Library	43.33
Millsboro Public Library	9.29
Milton Public Library	46.33
New Castle Public Library	15.98
Rehoboth Beach Public Library	17.47
Seaford District Library	24.40
Smyrna Public Library	5.80
Woodlawn Library	16.38
First Quartile	14.66
Second Quartile	17.47
Third Quartile	24.40
Fourth Quartile	46.33

Number of Librarians (MLS and Non-MLS)

Appoquinimink Comm. Library	0.88
Claymont Public Library	2.50
Elsmere Public Library	2.75
Georgetown Public Library	1.88
Laurel Public Library	5.40
Lewes Public Library	7.74
Millsboro Public Library	0.88
Milton Public Library	2.63
New Castle Public Library	4.40
Rehoboth Beach Public Library	3.75
Seaford District Library	6.25
Smyrna Public Library	2.00
Woodlawn Library	4.38
First Quartile	1.88
Second Quartile	2.75
Third Quartile	4.40
Fourth Quartile	7.74

KEY COMPARATIVE MEASURES

Total Staff

Appoquinimink Comm. Library	5.68
Claymont Public Library	8.50
Elsmere Public Library	7.00
Georgetown Public Library	4.06
Laurel Public Library	5.40
Lewes Public Library	8.36
Millsboro Public Library	5.55
Milton Public Library	4.95
New Castle Public Library	7.10
Rehoboth Beach Public Library	5.00
Seaford District Library	8.25
Smyrna Public Library	4.95
Woodlawn Library	8.50
First Quartile	5.00
Second Quartile	5.68
Third Quartile	8.25
Fourth Quartile	8.50

Square Feet of Facility per Capita

Appoquinimink Comm. Library	0.43
Claymont Public Library	0.53
Elsmere Public Library	0.30
Georgetown Public Library	0.15
Laurel Public Library	1.17
Lewes Public Library	0.71
Millsboro Public Library	0.25
Milton Public Library	1.56
New Castle Public Library	0.29
Rehoboth Beach Public Library	0.81
Seaford District Library	0.38
Smyrna Public Library	0.20
Woodlawn Library	0.98
First Quartile	0.29
Second Quartile	0.43
Third Quartile	0.81
Fourth Quartile	1.56

KEY COMPARATIVE MEASURES

Library Visits per Square Feet of Facility

Appoquinimink Comm. Library	11.09
Claymont Public Library	16.66
Elsmere Public Library	12.88
Georgetown Public Library	28.85
Laurel Public Library	2.04
Lewes Public Library	8.80
Millsboro Public Library	7.49
Milton Public Library	3.74
New Castle Public Library	12.45
Rehoboth Beach Public Library	9.96
Seaford District Library	8.76
Smyrna Public Library	14.18
Woodlawn Library	5.16
First Quartile	7.49
Second Quartile	9.96
Third Quartile	12.88
Fourth Quartile	28.85