

LEWES PUBLIC LIBRARY

Delaware Division of Libraries - 2009 Library Profiles

Address: 111 Adams Avenue
Lewes, DE 19958

Contact Information:

Voice: (302) 645-2733
Fax: (302) 645-6235

Exterior Photo:

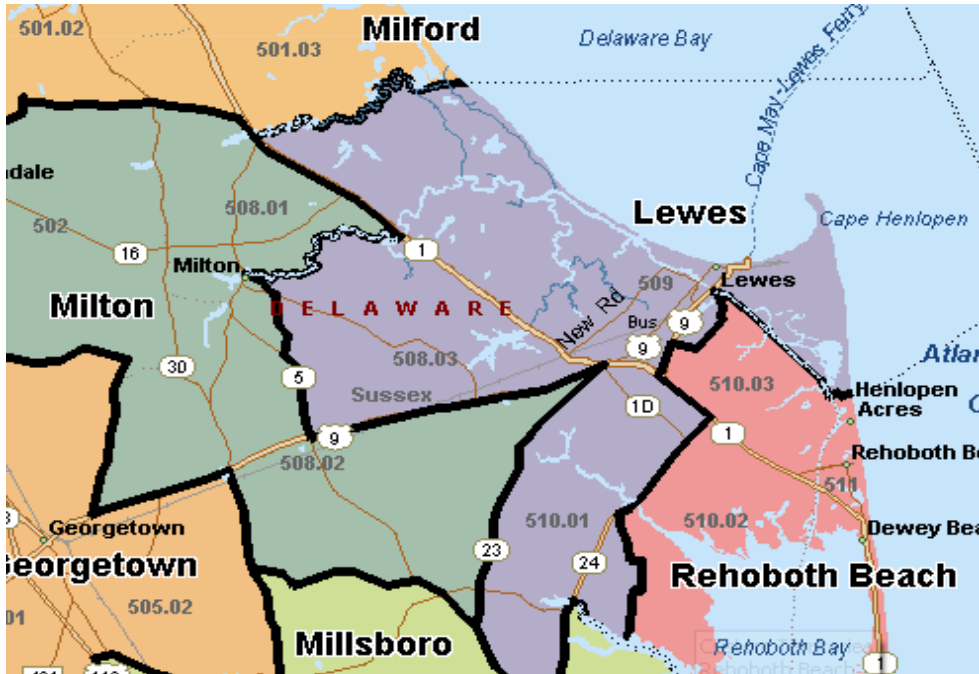
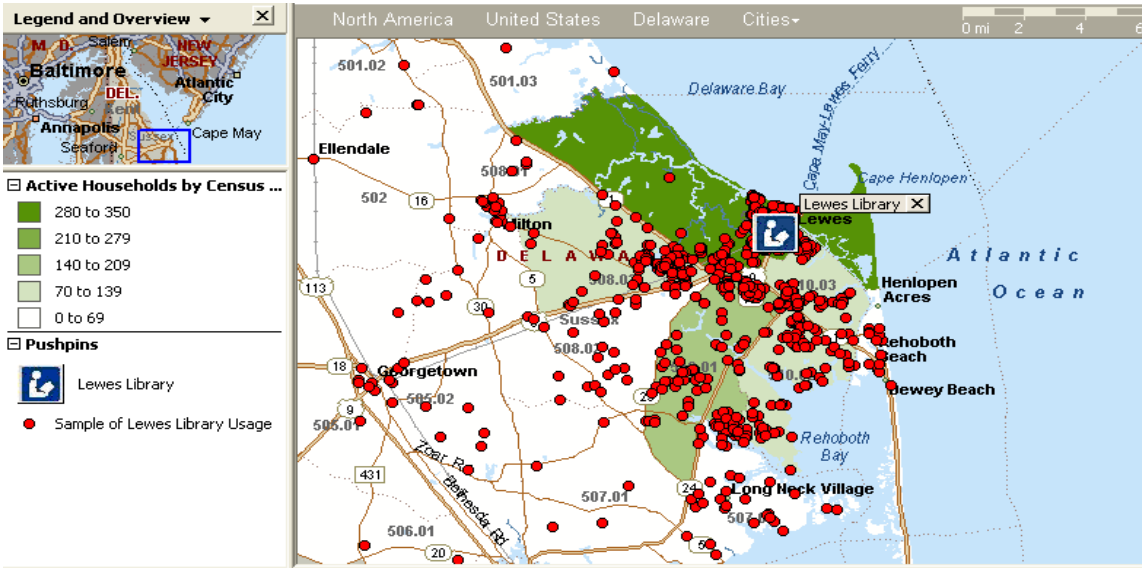


Library Type: Community (Large)

INPUTS

Estimated Size of Building (Gross Square Feet) :	13,402
Legal Service Population:	12,324
Estimated Service Population - 2008 (Census Tract Method):	18,931
Projected Service Population - 2013 (Census Tract Method):	21,320
Registered Borrowers:	11,482
Total 2007 Income:	\$ 1,026,101
Total 2007 Expenditures:	\$ 392,065
2007 Materials Expenditures:	\$ 66,441
Holdings (materials collection size):	49,044
ALA Accredited MLS Staff (FTEs):	1.34
Total Staff (FTEs):	8.36
Public Internet Terminals:	18
Number of Meeting Room Seats:	200

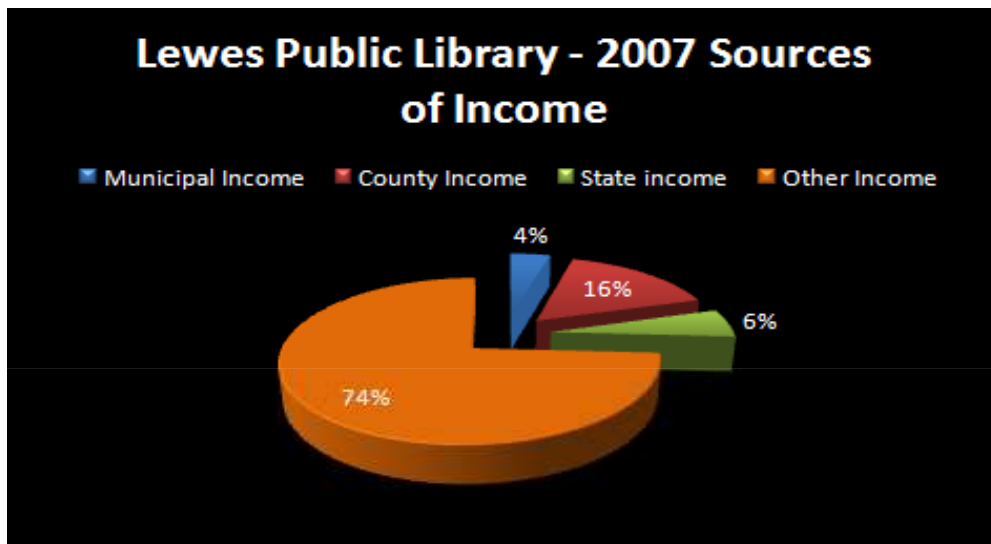
LIBRARY SERVICE AREA (CENSUS TRACT METHOD)



Hours of Operation:

Sunday: Closed
Monday: 10:00 AM - 8:00 PM
Tuesday: 10:00 AM - 8:00 PM
Wednesday: 10:00 AM - 8:00 PM
Thursday: 10:00 AM - 8:00 PM
Friday: 10:00 AM - 5:00 PM
Saturday: 10:00 AM - 2:00 PM

Estimated Annual Hours of Operation: 2,528



Interior Photo:



Interior Photo:

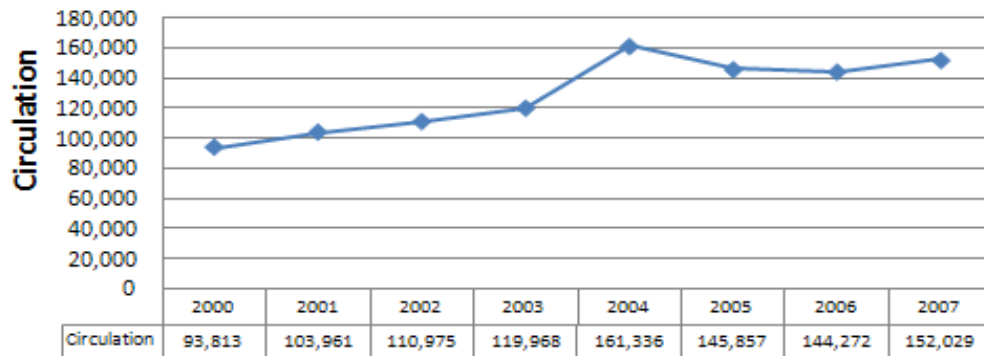


OUTPUTS:

2007 Total Circulation: 152,029
2007 Adult Circulation: 91,009
2007 Children's Circulation: 61,020

Circulation History:

**Lewes Public Library Circulation History
2000 - 2007**



OUTPUTS (Continued):

Library Visits:	117,887
Number of Reference Transactions:	6,714
Number of Programs:	295
Program Attendance:	8,202
Number of Uses of Electronic Resources:	19,868

DERIVATIVE MEASURES:

Circulation per Capita:	8.03
Library Visits per Capita:	6.23
Library Holdings per Capita:	2.59
Collection Turnover:	3.10
Materials Expenditures per Capita:	\$ 3.51
Square Feet of Library Space per Capita:	0.71
Circulation per Sq. Ft.:	11.34
Circulation per Hour Open:	60.14
Library Visits per Hour Open:	46.63
Cost per Circulation:	\$ 2.58
Cost per Hour Open:	\$ 155.09
Program Attendance per 100 Persons in Service Area:	43.33
MLS Staff per 10,000 Persons in Service Area:	0.71
Total Library Staff per 10,000 Persons in Service Area:	4.42

KEY COMPARATIVE MEASURES

Expenditures per Capita

Appoquinimink Comm. Library	\$	14.25
Claymont Public Library	\$	44.84
Elsmere Public Library	\$	28.92
Georgetown Public Library	\$	14.25
Laurel Public Library	\$	19.52
Lewes Public Library	\$	20.71
Millsboro Public Library	\$	9.74
Milton Public Library	\$	43.73
New Castle Public Library	\$	26.18
Rehoboth Beach Public Library	\$	24.15
Seaford District Library	\$	12.73
Smyrna Public Library	\$	8.16
Woodlawn Library	\$	42.66
First Quartile	\$	14.25
Second Quartile	\$	20.71
Third Quartile	\$	28.92
Fourth Quartile	\$	44.84

Materials Expenditures per Capita

Appoquinimink Comm. Library	\$	1.87
Claymont Public Library	\$	5.71
Elsmere Public Library	\$	4.95
Georgetown Public Library	\$	2.10
Laurel Public Library	\$	3.23
Lewes Public Library	\$	3.51
Millsboro Public Library	\$	1.32
Milton Public Library	\$	4.21
New Castle Public Library	\$	2.85
Rehoboth Beach Public Library	\$	2.46
Seaford District Library	\$	1.96
Smyrna Public Library	\$	0.56
Woodlawn Library	\$	0.02
First Quartile	\$	1.87
Second Quartile	\$	2.46
Third Quartile	\$	3.51
Fourth Quartile	\$	5.71

See note in
Woodlawn profile.

KEY COMPARATIVE MEASURES

Holdings per Capita

Appoquinimink Comm. Library	1.97
Claymont Public Library	3.84
Elsmere Public Library	1.99
Georgetown Public Library	1.75
Laurel Public Library	2.37
Lewes Public Library	2.59
Millsboro Public Library	1.29
Milton Public Library	3.23
New Castle Public Library	1.70
Rehoboth Beach Public Library	2.83
Seaford District Library	2.20
Smyrna Public Library	0.95
Woodlawn Library	2.10
First Quartile	1.75
Second Quartile	2.10
Third Quartile	2.59
Fourth Quartile	3.84

Turnover Rate

Appoquinimink Comm. Library	3.66
Claymont Public Library	3.19
Elsmere Public Library	4.57
Georgetown Public Library	1.64
Laurel Public Library	2.21
Lewes Public Library	3.10
Millsboro Public Library	2.65
Milton Public Library	2.16
New Castle Public Library	3.20
Rehoboth Beach Public Library	1.84
Seaford District Library	1.49
Smyrna Public Library	1.61
Woodlawn Library	4.00
First Quartile	1.84
Second Quartile	2.65
Third Quartile	3.20
Fourth Quartile	4.57

KEY COMPARATIVE MEASURES

Program Attendance per 100 Population Served

Appoquinimink Comm. Library	14.66
Claymont Public Library	37.76
Elsmere Public Library	8.46
Georgetown Public Library	22.29
Laurel Public Library	21.63
Lewes Public Library	43.33
Millsboro Public Library	9.29
Milton Public Library	46.33
New Castle Public Library	15.98
Rehoboth Beach Public Library	17.47
Seaford District Library	24.40
Smyrna Public Library	5.80
Woodlawn Library	16.38
First Quartile	14.66
Second Quartile	17.47
Third Quartile	24.40
Fourth Quartile	46.33

Number of Librarians (MLS and Non-MLS)

Appoquinimink Comm. Library	0.88
Claymont Public Library	2.50
Elsmere Public Library	2.75
Georgetown Public Library	1.88
Laurel Public Library	5.40
Lewes Public Library	7.74
Millsboro Public Library	0.88
Milton Public Library	2.63
New Castle Public Library	4.40
Rehoboth Beach Public Library	3.75
Seaford District Library	6.25
Smyrna Public Library	2.00
Woodlawn Library	4.38
First Quartile	1.88
Second Quartile	2.75
Third Quartile	4.40
Fourth Quartile	7.74

KEY COMPARATIVE MEASURES

Total Staff

Appoquinimink Comm. Library	5.68
Claymont Public Library	8.50
Elsmere Public Library	7.00
Georgetown Public Library	4.06
Laurel Public Library	5.40
Lewes Public Library	8.36
Millsboro Public Library	5.55
Milton Public Library	4.95
New Castle Public Library	7.10
Rehoboth Beach Public Library	5.00
Seaford District Library	8.25
Smyrna Public Library	4.95
Woodlawn Library	8.50
First Quartile	5.00
Second Quartile	5.68
Third Quartile	8.25
Fourth Quartile	8.50

Square Feet of Facility per Capita

Appoquinimink Comm. Library	0.43
Claymont Public Library	0.53
Elsmere Public Library	0.30
Georgetown Public Library	0.15
Laurel Public Library	1.17
Lewes Public Library	0.71
Millsboro Public Library	0.25
Milton Public Library	1.56
New Castle Public Library	0.29
Rehoboth Beach Public Library	0.81
Seaford District Library	0.38
Smyrna Public Library	0.20
Woodlawn Library	0.98
First Quartile	0.29
Second Quartile	0.43
Third Quartile	0.81
Fourth Quartile	1.56

KEY COMPARATIVE MEASURES

Library Visits per Square Feet of Facility

Appoquinimink Comm. Library	11.09
Claymont Public Library	16.66
Elsmere Public Library	12.88
Georgetown Public Library	28.85
Laurel Public Library	2.04
Lewes Public Library	8.80
Millsboro Public Library	7.49
Milton Public Library	3.74
New Castle Public Library	12.45
Rehoboth Beach Public Library	9.96
Seaford District Library	8.76
Smyrna Public Library	14.18
Woodlawn Library	5.16
First Quartile	7.49
Second Quartile	9.96
Third Quartile	12.88
Fourth Quartile	28.85