

MILFORD DISTRICT FREE LIBRARY

Delaware Division of Libraries - 2009 Library Profiles

Address: 11 South East Front Street
Milford, DE 19963

Contact Information:

Voice: (302) 422-8996
Fax: (302) 422-9269

Exterior Photo:

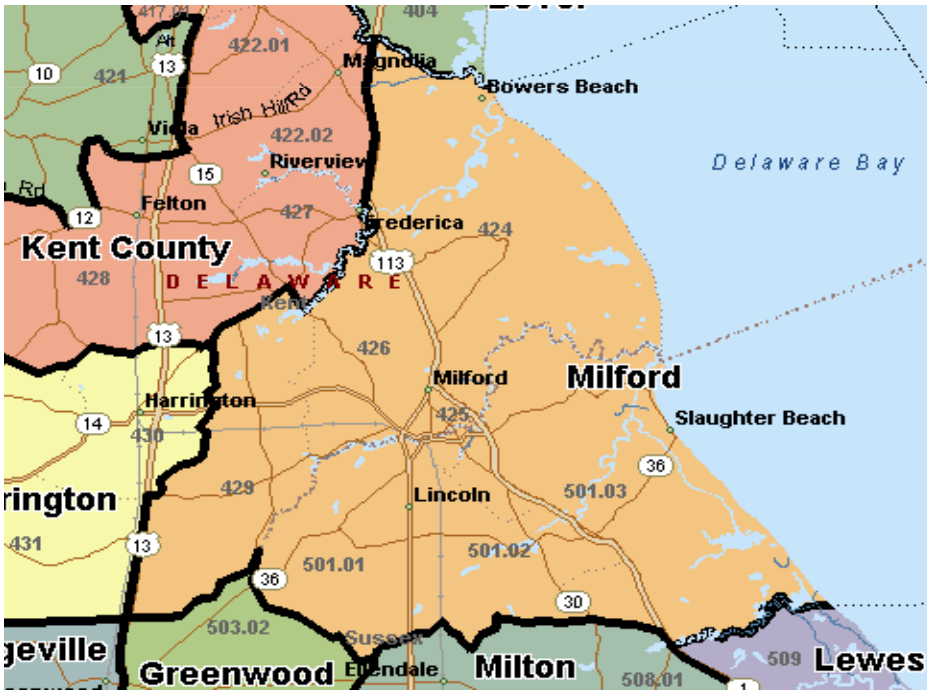
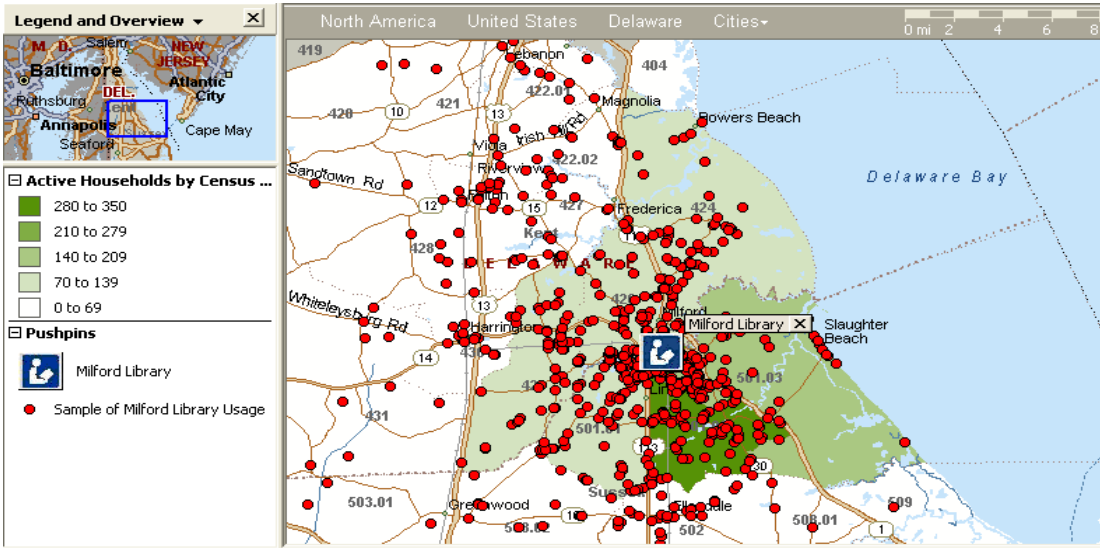


Library Type: Regional

INPUTS

Estimated Size of Building (Gross Square Feet) :	8,600
Legal Service Population:	24,000
Estimated Service Population - 2008 (Census Tract Method):	27,186
Projected Service Population - 2013 (Census Tract Method):	28,506
Registered Borrowers:	12,540
Total 2007 Income: \$	557,634
Total 2007 Expenditures: \$	462,755
2007 Materials Expenditures: \$	86,257
Holdings (materials collection size):	42,974
ALA Accredited MLS Staff (FTEs):	0.00
Total Staff (FTEs):	13.00
Public Internet Terminals:	14
Number of Meeting Room Seats:	100

LIBRARY SERVICE AREA (CENSUS TRACT METHOD)

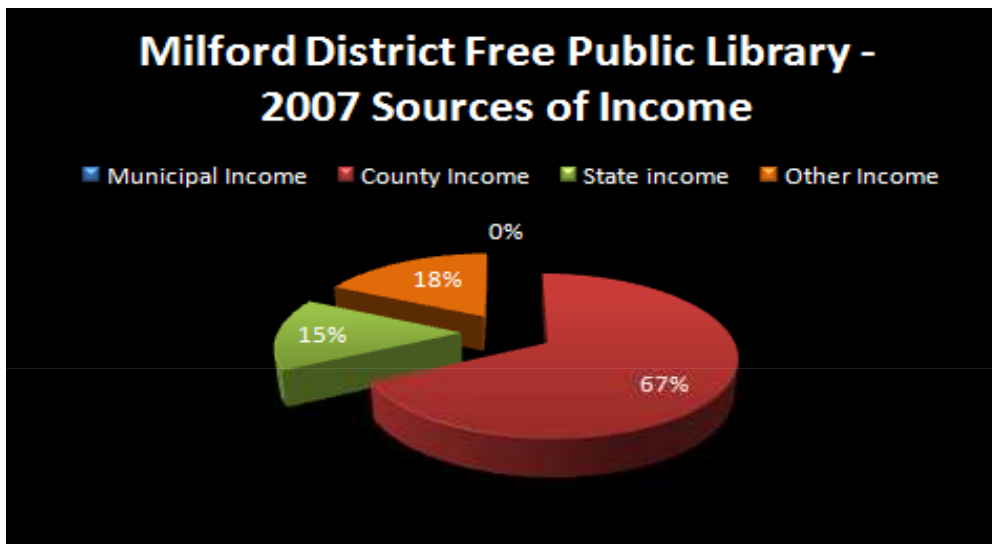


Hours of Operation:

Sunday: Closed
Monday: 9:00 AM - 8:00 PM
Tuesday: 9:00 AM - 8:00 PM
Wednesday: 9:00 AM - 8:00 PM
Thursday: 9:00 AM - 8:00 PM
Friday: 9:00 AM - 8:00 PM
Saturday: 9:00 AM - 2:00 PM

Estimated Annual Hours of Operation:

3,120



Interior Photo:



Interior Photo:

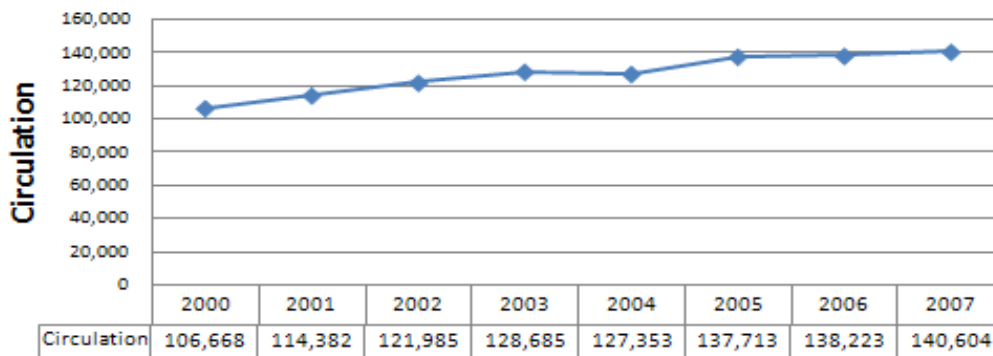


OUTPUTS:

2007 Total Circulation:	140,604
2007 Adult Circulation:	78,716
2007 Children's Circulation:	61,888

Circulation History:

Milford District Free Library Circulation History 2000 - 2007



OUTPUTS (Continued):

Library Visits:	134,443
Number of Reference Transactions:	15,032
Number of Programs:	232
Program Attendance:	6,516
Number of Uses of Electronic Resources:	20,916

DERIVATIVE MEASURES:

Circulation per Capita:	5.17
Library Visits per Capita:	4.95
Library Holdings per Capita:	1.58
Collection Turnover:	3.27
Materials Expenditures per Capita: \$	3.17
Square Feet of Library Space per Capita:	0.32
Circulation per Sq. Ft.:	16.35
Circulation per Hour Open:	45.07
Library Visits per Hour Open:	43.09
Cost per Circulation: \$	3.29
Cost per Hour Open: \$	148.32
Program Attendance per 100 Persons in Service Area:	23.97
MLS Staff per 10,000 Persons in Service Area:	0.00
Total Library Staff per 10,000 Persons in Service Area:	4.78

KEY COMPARATIVE MEASURES

Expenditures per Capita

Hockessin Public Library	\$	22.75
Kent County Library	\$	16.73
Kirkwood Highway Library	\$	24.27
Milford District Library	\$	17.02
Newark Free Library	\$	18.35
South Coastal Library	\$	32.50
First Quartile	\$	17.35
Second Quartile	\$	20.55
Third Quartile	\$	23.89
Fourth Quartile	\$	32.50

KEY COMPARATIVE MEASURES

Materials Expenditures per Capita

Hockessin Public Library	\$	3.68
Kent County Library	\$	1.63
Kirkwood Highway Library	\$	4.61
Milford District Library	\$	3.17
Newark Free Library	\$	3.32
South Coastal Library	\$	4.26
First Quartile	\$	3.21
Second Quartile	\$	3.50
Third Quartile	\$	4.11
Fourth Quartile	\$	4.61

Holdings per Capita

Hockessin Public Library	1.85
Kent County Library	0.90
Kirkwood Highway Library	1.97
Milford District Library	1.58
Newark Free Library	1.67
South Coastal Library	1.82
First Quartile	1.60
Second Quartile	1.74
Third Quartile	1.84
Fourth Quartile	1.97

Turnover Rate

Hockessin Public Library	8.37
Kent County Library	2.83
Kirkwood Highway Library	6.47
Milford District Library	3.27
Newark Free Library	8.28
South Coastal Library	4.83
First Quartile	3.66
Second Quartile	5.65
Third Quartile	7.83
Fourth Quartile	8.37

KEY COMPARATIVE MEASURES

Program Attendance per 100 Population Served

Hockessin Public Library	11.34
Kent County Library	10.30
Kirkwood Highway Library	13.08
Milford District Library	23.97
Newark Free Library	17.02
South Coastal Library	73.27
First Quartile	11.78
Second Quartile	15.05
Third Quartile	22.23
Fourth Quartile	73.27

Number of Librarians (MLS and Non-MLS)

Hockessin Public Library	3.94
Kent County Library	1.00
Kirkwood Highway Library	4.18
Milford District Library	3.00
Newark Free Library	7.13
South Coastal Library	2.63
First Quartile	2.72
Second Quartile	3.47
Third Quartile	4.12
Fourth Quartile	7.13

Total Staff

Hockessin Public Library	10.69
Kent County Library	8.85
Kirkwood Highway Library	12.26
Milford District Library	13.00
Newark Free Library	16.05
South Coastal Library	8.63
First Quartile	9.31
Second Quartile	11.48
Third Quartile	12.82
Fourth Quartile	16.05

KEY COMPARATIVE MEASURES

Square Feet of Facility per Capita

Hockessin Public Library	0.33
Kent County Library	0.20
Kirkwood Highway Library	0.27
Milford District Library	0.32
Newark Free Library	0.30
South Coastal Library	0.48
First Quartile	0.28
Second Quartile	0.31
Third Quartile	0.32
Fourth Quartile	0.48

Library Visits per Square Feet of Facility

Hockessin Public Library	18.61
Kent County Library	8.10
Kirkwood Highway Library	14.70
Milford District Library	15.63
Newark Free Library	14.57
South Coastal Library	16.33
First Quartile	14.60
Second Quartile	15.17
Third Quartile	16.16
Fourth Quartile	18.61