

# SOUTH COASTAL PUBLIC LIBRARY

## Delaware Division of Libraries - 2009 Library Profiles

**Address:** 43 Kent Avenue  
Bethany Beach, DE 19930

**Contact Information:**

Voice: (302) 539-5231  
Fax: (302) 537-9106

**Exterior Photo During Expansion Construction:**

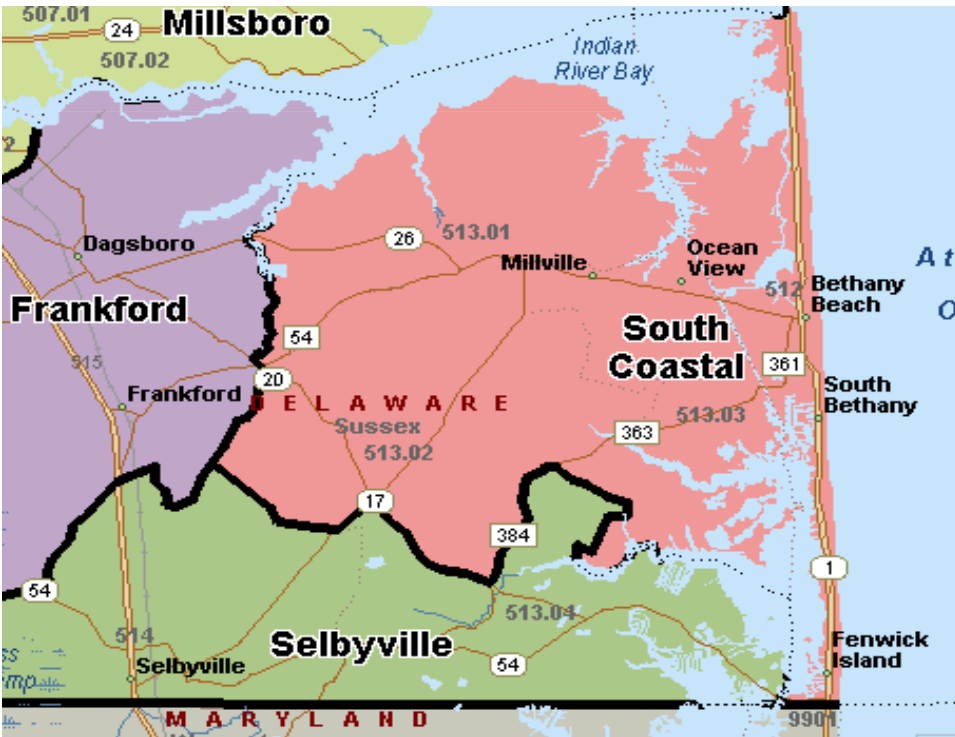
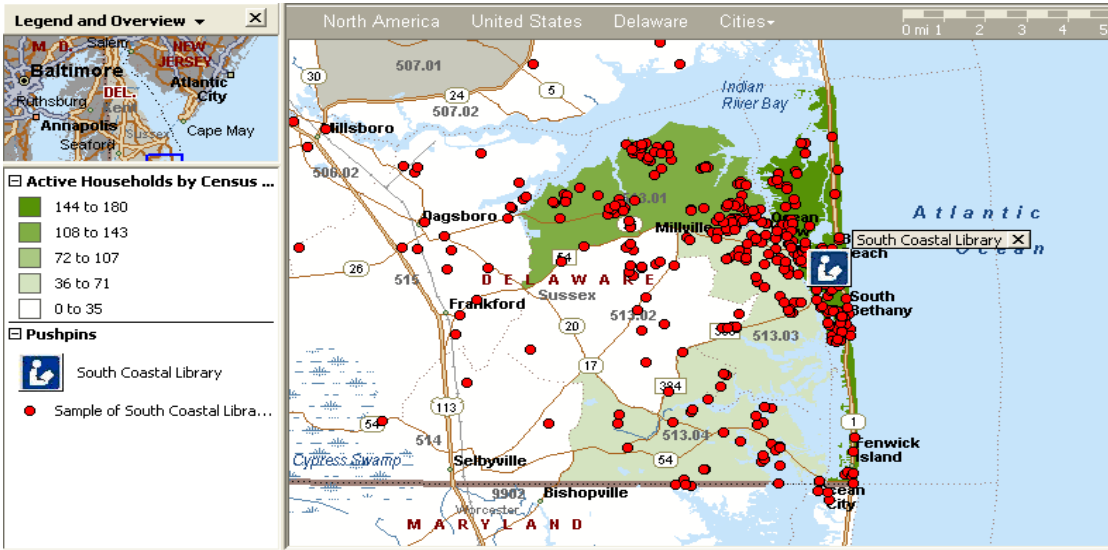


**Library Type:** Regional

**INPUTS**

<b>Estimated Size of Building (Gross Square Feet) :</b>	8,097
<b>Legal Service Population:</b>	13,441
<b>Estimated Service Population - 2008 (Census Tract Method):</b>	16,736
<b>Projected Service Population - 2013 (Census Tract Method):</b>	18,859
<b>Registered Borrowers:</b>	13,534
<b>Total 2007 Income:</b>	\$ 589,855
<b>Total 2007 Expenditures:</b>	\$ 543,915
<b>2007 Materials Expenditures:</b>	\$ 71,302
<b>Holdings (materials collection size):</b>	30,451
<b>ALA Accredited MLS Staff (FTEs):</b>	1.75
<b>Total Staff (FTEs):</b>	8.63
<b>Public Internet Terminals:</b>	15
<b>Number of Meeting Room Seats:</b>	100

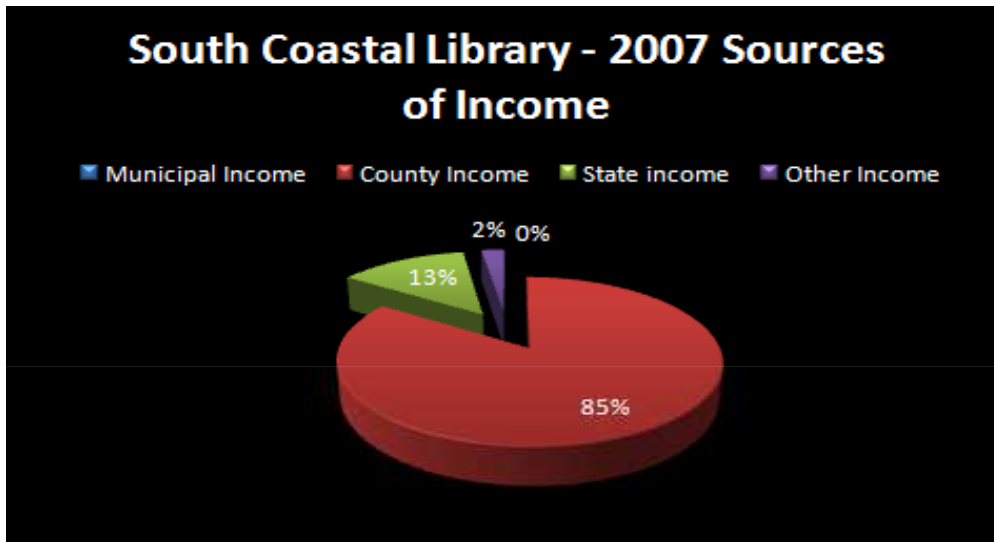
# LIBRARY SERVICE AREA (CENSUS TRACT METHOD)



**Hours of Operation:**

Sunday: Closed  
Monday: 10:00 AM - 8:00 PM  
Tuesday: 10:00 AM - 8:00 PM  
Wednesday: 10:00 AM - 8:00 PM  
Thursday: 10:00 AM - 8:00 PM  
Friday: 1:00 PM - 5:00 PM  
Saturday: 9:00 AM - 3:00 PM

**Estimated Annual Hours of Operation:** 2,478



**Work in Progress on Expanded Library**



**Work in Progress on Expanded Library**

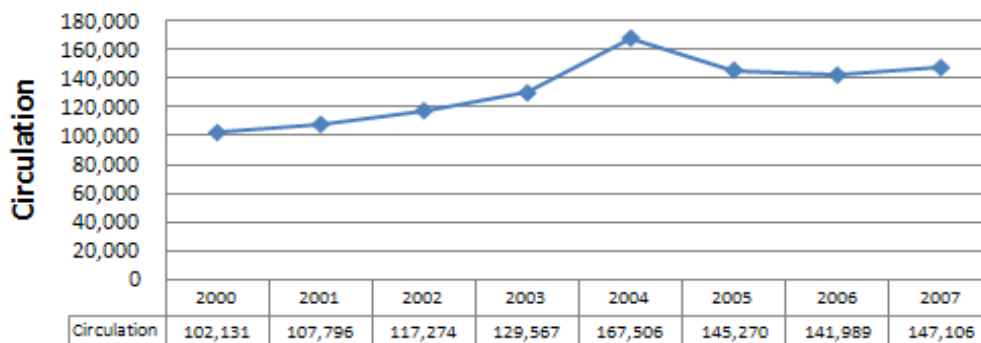


**OUTPUTS:**

**2007 Total Circulation:** 147,106  
**2007 Adult Circulation:** 105,697  
**2007 Children's Circulation:** 41,409

**Circulation History:**

**South Coastal Public Library Circulation History 2000 - 2007**



## OUTPUTS (Continued):

<b>Library Visits:</b>	132,251
<b>Number of Reference Transactions:</b>	9,735
<b>Number of Programs:</b>	554
<b>Program Attendance:</b>	12,263
<b>Number of Uses of Electronic Resources:</b>	23,328

## DERIVATIVE MEASURES:

<b>Circulation per Capita:</b>	8.79
<b>Library Visits per Capita:</b>	7.90
<b>Library Holdings per Capita:</b>	1.82
<b>Collection Turnover:</b>	4.83
<b>Materials Expenditures per Capita:</b>	\$ 4.26
<b>Square Feet of Library Space per Capita:</b>	0.48
<b>Circulation per Sq. Ft.:</b>	18.17
<b>Circulation per Hour Open:</b>	59.36
<b>Library Visits per Hour Open:</b>	53.37
<b>Cost per Circulation:</b>	\$ 3.70
<b>Cost per Hour Open:</b>	\$ 219.50
<b>Program Attendance per 100 Persons in Service Area:</b>	73.27
<b>MLS Staff per 10,000 Persons in Service Area:</b>	1.05
<b>Total Library Staff per 10,000 Persons in Service Area:</b>	5.16

## KEY COMPARATIVE MEASURES

### Expenditures per Capita

Hockessin Public Library	\$ 22.75
Kent County Library	\$ 16.73
Kirkwood Highway Library	\$ 24.27
Milford District Free Public Library	\$ 17.02
Newark Free Library	\$ 18.35
<b>South Coastal Library</b>	<b>\$ 32.50</b>
First Quartile	\$ 17.35
Second Quartile	\$ 20.55
Third Quartile	\$ 23.89
Fourth Quartile	\$ 32.50

## KEY COMPARATIVE MEASURES

### Materials Expenditures per Capita

Hockessin Public Library	\$	3.68
Kent County Library	\$	1.63
Kirkwood Highway Library	\$	4.61
Milford District Free Public Library	\$	3.17
Newark Free Library	\$	3.32
<b>South Coastal Library</b>	<b>\$</b>	<b>4.26</b>
First Quartile	\$	3.21
Second Quartile	\$	3.50
Third Quartile	\$	4.11
Fourth Quartile	\$	4.61

### Holdings per Capita

Hockessin Public Library	1.85
Kent County Library	0.90
Kirkwood Highway Library	1.97
Milford District Free Public Library	1.58
Newark Free Library	1.67
<b>South Coastal Library</b>	<b>1.82</b>
First Quartile	1.60
Second Quartile	1.74
Third Quartile	1.84
Fourth Quartile	1.97

### Turnover Rate

Hockessin Public Library	8.37
Kent County Library	2.83
Kirkwood Highway Library	6.47
Milford District Free Public Library	3.27
Newark Free Library	8.28
<b>South Coastal Library</b>	<b>4.83</b>
First Quartile	3.66
Second Quartile	5.65
Third Quartile	7.83
Fourth Quartile	8.37

## KEY COMPARATIVE MEASURES

### Program Attendance per 100 Population Served

Hockessin Public Library	11.34
Kent County Library	10.30
Kirkwood Highway Library	13.08
Milford District Free Public Library	23.97
Newark Free Library	17.02
<b>South Coastal Library</b>	<b>73.27</b>
First Quartile	11.78
Second Quartile	15.05
Third Quartile	22.23
Fourth Quartile	73.27

### Number of Librarians (MLS and Non-MLS)

Hockessin Public Library	3.94
Kent County Library	1.00
Kirkwood Highway Library	4.18
Milford District Free Public Library	3.00
Newark Free Library	7.13
<b>South Coastal Library</b>	<b>2.63</b>
First Quartile	2.72
Second Quartile	3.47
Third Quartile	4.12
Fourth Quartile	7.13

### Total Staff

Hockessin Public Library	10.69
Kent County Library	8.85
Kirkwood Highway Library	12.26
Milford District Free Public Library	13.00
Newark Free Library	16.05
<b>South Coastal Library</b>	<b>8.63</b>
First Quartile	9.31
Second Quartile	11.48
Third Quartile	12.82
Fourth Quartile	16.05

## KEY COMPARATIVE MEASURES

### Square Feet of Facility per Capita

Hockessin Public Library	0.33
Kent County Library	0.20
Kirkwood Highway Library	0.27
Milford District Free Public Library	0.32
Newark Free Library	0.30
<b>South Coastal Library</b>	<b>0.48</b>
First Quartile	0.28
Second Quartile	0.31
Third Quartile	0.32
Fourth Quartile	0.48

### Library Visits per Square Feet of Facility

Hockessin Public Library	18.61
Kent County Library	8.10
Kirkwood Highway Library	14.70
Milford District Free Public Library	15.63
Newark Free Library	14.57
<b>South Coastal Library</b>	<b>16.33</b>
First Quartile	14.60
Second Quartile	15.17
Third Quartile	16.16
Fourth Quartile	18.61