

WILMINGTON INSTITUTE (MAIN) LIBRARY

Delaware Division of Libraries - 2009 Library Profiles

Address: 10 East 10th Street
Wilmington, DE 19801

Contact Information:
Voice: (302) 571-7400

Exterior Photo:

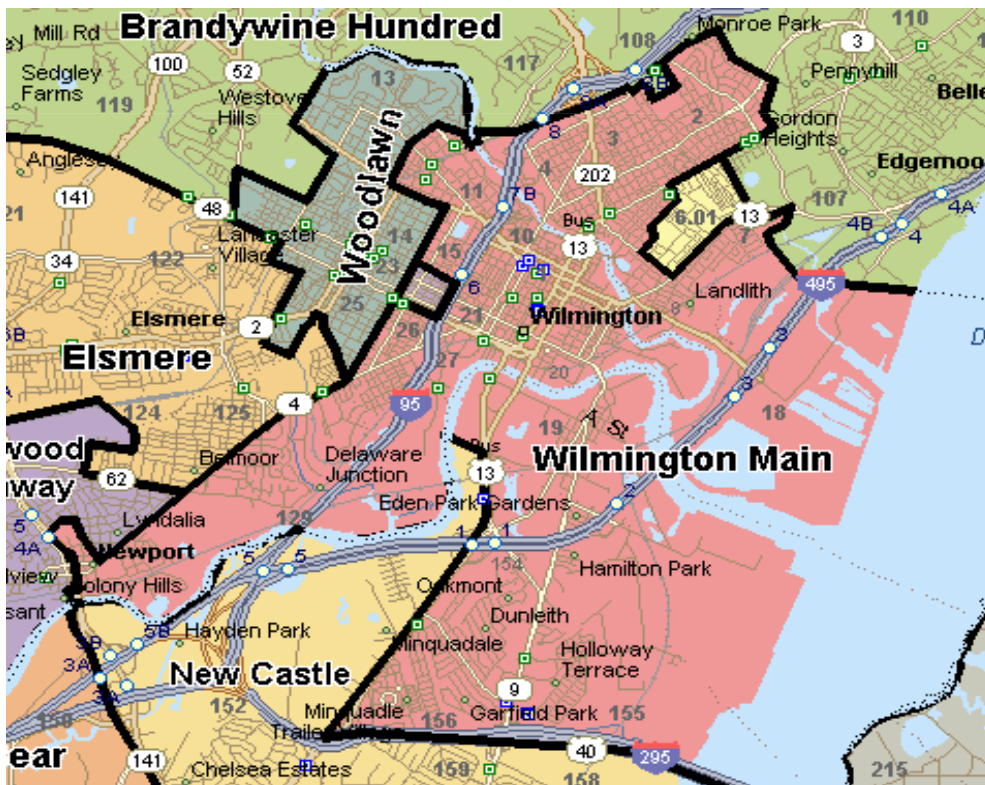
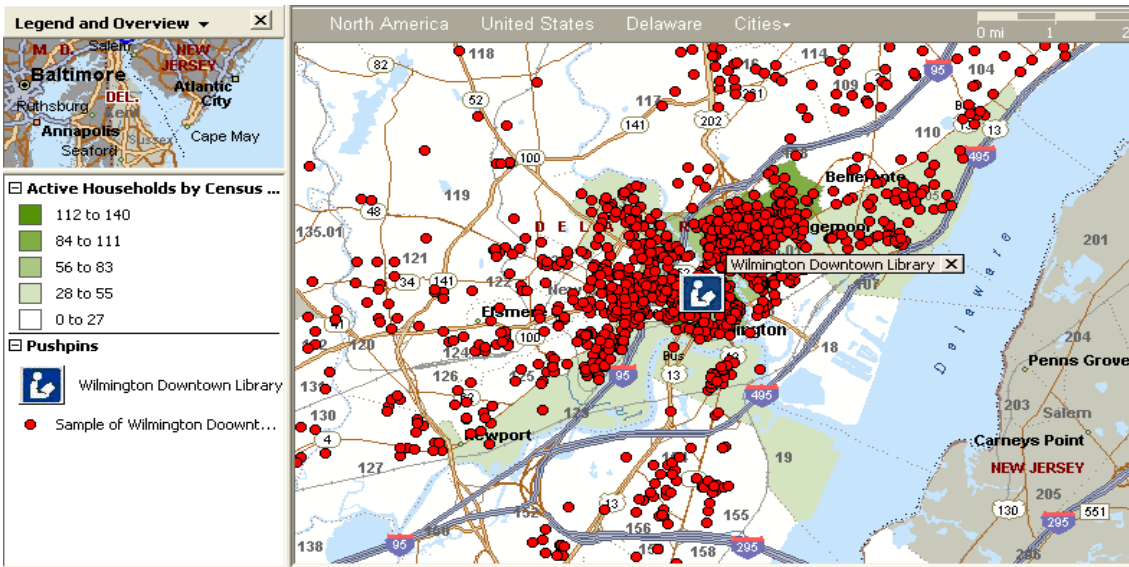


Library Type: Anchor

INPUTS

Estimated Size of Building (Gross Square Feet) :	45,592
Legal Service Population:	21,462
Estimated Service Population - 2008 (Census Tract Method):	64,524
Projected Service Population - 2013 (Census Tract Method):	65,726
Registered Borrowers:	55,799
Total 2007 Income:	\$ 2,366,007
Total 2007 Expenditures:	\$ 2,680,815
2007 Materials Expenditures:	\$ 331,415
Holdings (materials collection size):	439,818
ALA Accredited MLS Staff (FTEs):	8.00
Total Staff (FTEs):	31.50
Public Internet Terminals:	29
Number of Meeting Room Seats:	12

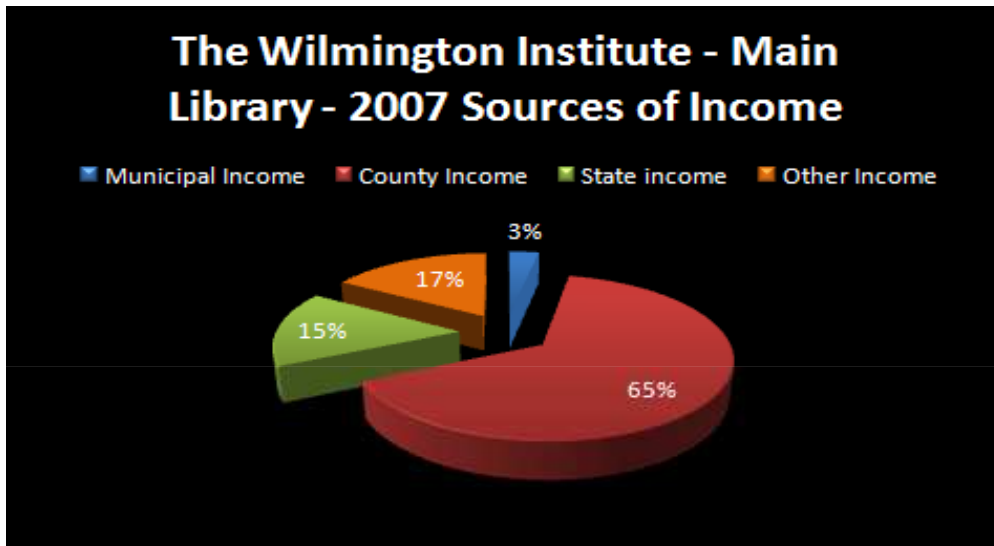
LIBRARY SERVICE AREA (CENSUS TRACT METHOD)



Hours of Operation:

Sunday: Closed
Monday: 9:00 AM - 5:00 PM
Tuesday: 9:00 AM - 5:00 PM
Wednesday: 9:00 AM - 5:00 PM
Thursday: 9:00 AM - 5:00 PM
Friday: 9:00 AM - 5:00 PM
Saturday: 9:00 AM - 5:00 PM

Estimated Annual Hours of Operation: 2,992



Exterior Photo - Entrance:



Interior Photo:

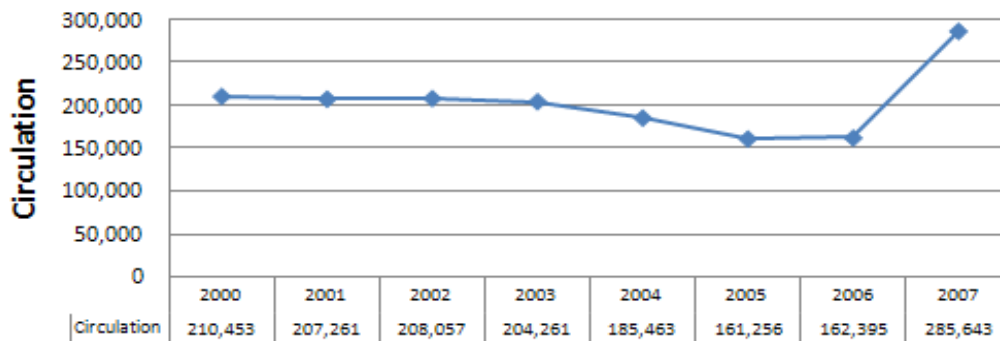


OUTPUTS:

2007 Total Circulation: 285,643
2007 Adult Circulation: 211,376
2007 Children's Circulation: 74,267

Circulation History:

Wilmington Institute Library Circulation History 2000 - 2007



OUTPUTS (Continued):

Library Visits:	420,475
Number of Reference Transactions:	114,871
Number of Programs:	505
Program Attendance:	27,647
Number of Uses of Electronic Resources:	NA

DERIVATIVE MEASURES:

Circulation per Capita:	4.43
Library Visits per Capita:	6.52
Library Holdings per Capita:	6.82
Collection Turnover:	0.65
Materials Expenditures per Capita:	\$ 5.14
Square Feet of Library Space per Capita:	0.71
Circulation per Sq. Ft.:	6.27
Circulation per Hour Open:	95.47
Library Visits per Hour Open:	140.53
Cost per Circulation:	\$ 9.39
Cost per Hour Open:	\$ 895.99
Program Attendance per 100 Persons in Service Area:	42.85
MLS Staff per 10,000 Persons in Service Area:	1.24
Total Library Staff per 10,000 Persons in Service Area:	4.88

KEY COMPARATIVE MEASURES

Expenditures per Capita

Bear Public Library	\$ 10.04
Brandywine Hundred Library	\$ 31.21
Dover Public Library	\$ 16.00
Wilmington Main Library	\$ 41.55
First Quartile	\$ 14.51
Second Quartile	\$ 23.60
Third Quartile	\$ 33.79
Fourth Quartile	\$ 41.55

KEY COMPARATIVE MEASURES

Materials Expenditures per Capita

Bear Public Library	\$	1.94
Brandywine Hundred Library	\$	5.31
Dover Public Library	\$	3.00
Wilmington Main Library	\$	41.55
First Quartile	\$	2.74
Second Quartile	\$	4.07
Third Quartile	\$	5.18
Fourth Quartile	\$	5.31

Holdings per Capita

Bear Public Library	0.81
Brandywine Hundred Library	2.12
Dover Public Library	1.68
Wilmington Main Library	6.82
First Quartile	1.46
Second Quartile	1.90
Third Quartile	3.29
Fourth Quartile	6.82

Turnover Rate

Bear Public Library	8.65
Brandywine Hundred Library	7.43
Dover Public Library	3.10
Wilmington Main Library	0.65
First Quartile	2.49
Second Quartile	5.27
Third Quartile	7.74
Fourth Quartile	8.65

KEY COMPARATIVE MEASURES

Program Attendance per 100 Population Served

Bear Public Library	7.58
Brandywine Hundred Library	9.31
Dover Public Library	13.13
Wilmington Main Library	42.85
First Quartile	8.88
Second Quartile	11.22
Third Quartile	20.56
Fourth Quartile	42.85

Number of Librarians (MLS and Non-MLS)

Bear Public Library	5.68
Brandywine Hundred Library	10.50
Dover Public Library	7.50
Wilmington Main Library	8.50
First Quartile	7.04
Second Quartile	8.00
Third Quartile	9.00
Fourth Quartile	10.50

Total Staff

Bear Public Library	13.48
Brandywine Hundred Library	29.75
Dover Public Library	17.55
Wilmington Main Library	31.50
First Quartile	16.53
Second Quartile	23.65
Third Quartile	30.19
Fourth Quartile	31.50

KEY COMPARATIVE MEASURES

Square Feet of Facility per Capita

Bear Public Library	0.17
Brandywine Hundred Library	0.49
Dover Public Library	0.22
Wilmington Main Library	0.71
First Quartile	0.21
Second Quartile	0.36
Third Quartile	0.55
Fourth Quartile	0.71

Library Visits per Square Feet of Facility

Bear Public Library	16.21
Brandywine Hundred Library	12.68
Dover Public Library	23.22
Wilmington Main Library	9.22
First Quartile	11.81
Second Quartile	14.45
Third Quartile	17.97
Fourth Quartile	23.22