

Total Libraries SF: 615,634




Increased/revitalized SF since 2010:  
331,752

Goals:

- 1 SF per capita statewide
- Library minimum 10,000 SF
- Flexible & Outdoor Spaces for library services

Bond Bill Library Construction	Governor's Recommended FY2023	State ARPA
Bridgeville	\$80,000	
Corbit-Calloway	\$150,000	
Duck Creek	\$5,200,000	\$7,900,000
Georgetown		\$250,000
Harrington	\$3,700,000	\$5,600,000
Lewes		\$750,000
Milford		\$900,000
Newark	\$4,000,000	\$4,000,000
North Wilmington	\$6,000,000	\$11,000,000
Rehoboth Beach	\$4,345,746	\$3,000,000
Selbyville	\$3,082,400	\$7,000,000
Wilmington Institute	\$286,000	
<b>Total FY2023</b>	<b>\$26,844,146</b>	<b>\$40,400,000</b>
<b>Total \$67,244,146</b>		

Color Key:

-  Governor's Recommended
-  State ARPA
-  Both

DelawareLibraries.org



As of February 2022


Delaware Libraries : Construction

New Castle County



**Appoquinimink/  
Southern Regional**  
September 2007  
SF 10,000




**Bear**  
**January 2013**  
State: 4,052,250  
 **SF 25,000**



**Brandywine**  
April 2003  
State: 4,422,900  
SF 40,000




**Claymont**  
**October 2013**  
State: 5,009,357  
 **SF 17,500**



**Corbit-Calloway**  
1997  
State: 13,200  
SF 6,100



**Delaware City**  
September 2003  
State: 1,675,000  
SF 13,000



**Elsmere**  
SF 7,000




**Hockessin**  
April 2008  
State: 4,001,100  
SF 23,000



**Kirkwood**  
August 2008  
State: 3,580,700  
SF 22,500



**New Castle**  
**March 2010**  
State: 3,308,800  
 **SF 23,000**




**Newark**  
2003  
State: 2,235,900  
SF 26,500



**N. Wilmington**  
SF 6,318



**Route 9**  
**September 2017**  
State 13,066,000  
 **SF 43,000**



**Wilmington**  
**January 2014**  
State: 5,063,000  
 **SF 45,592**



**Woodlawn**  
September 2006  
State: 3,038,000  
SF 17,600




**Dover**  
**September 2012**  
State: 10,976,000  
 **SF 46,000**

Kent County




**Harrington**  
State: 2,600,000  
SF 2,000  
Proposed SF 18,000



**Kent County**  
**2010**  
State: 0  
 **SF 10,000**



**Milford**  
**November 2010**  
State: 2,291,400  
 **SF 21,940**




**Smyrna (Duck Creek)**  
State: 4,400,000  
SF 4,918  
Proposed SF 25,000

Sussex County




**Bridgeville**  
September 2009  
State: 1,537,000  
SF 13,490




**Delmar**  
**Dedication April 2019**  
State: 2,800,000  
 **SF 15,000**




**Frankford**  
**November 2013**  
State: 365,000  
 **SF 6,200**



**Georgetown**  
**August 2010**  
State: 3,260,000  
 **SF 29,000**




**Greenwood**  
**June 2014**  
State: 1,875,000  
 **SF 10,400**



**Laurel**  
May 2006  
State: 1,943,500  
SF 26,000



**Lewes**  
**June 2016**  
State: 6,250,000  
 **SF 28,502**



**Millsboro**  
2001  
State: 485,100  
SF 6,000



**Milton**  
2005  
State: 948,800  
SF 16,676



**Rehoboth**  
2000  
State: 754,000  
SF 11,000



**Seaford**  
December 2009  
State: 3,127,000  
SF 16,800



**Selbyville**  
June 2004  
State: 423,500  
SF 5,600



**South Coastal**  
May 2009  
State: 4,224,400  
SF 20,000

Bond Bill Library Construction	Governor's Recommended FY2023	State ARPA	Current SF	Proposed SF	Potential Increase in SF
Bridgeville	\$80,000			Renovation	
Corbit-Calloway	\$150,000			TBD	TBD
Duck Creek	\$5,200,000	\$7,900,000	4,918	23,770	18,852
Georgetown		\$250,000		Renovation	N/A
Harrington	\$3,700,000	\$5,600,000	2,000	14,995	12,995
Lewes		\$750,000		Outdoor	
Milford		\$900,000		Renovation	N/A
Newark	\$4,000,000	\$4,000,000		TBD	TBD
North Wilmington	\$6,000,000	\$11,000,000		24,000	24,000
Rehoboth Beach	\$4,345,746	\$3,000,000	11,942	14,776	2,834
Selbyville	\$3,082,400	\$7,000,000	5,600	14,000	8,400
Wilmington Institute	\$286,000		6,318	12,636	6,318
<b>Total FY2023</b>	<b>\$26,844,146</b>	<b>\$40,400,000</b>			<b>73,339</b>
<b>Total \$67,244,146</b>					